

Double-Ended Cordsets
BCC A315-A315-30-330-VS85N5-030
Order Code: BCC08U3

BALLUFF



Basic features

Application	DeviceNet Mid
Approval/Conformity	CE cULus WEEE

Electrical connection

Cable	PVC Shielded gray, 3 m
Cable diameter D	12.10 mm ±0.38 mm
Conductor cross-section	16 AWG/20 AWG
Connection 1	7/8"-Female, straight, 5-pin
Connection 2	7/8"-Male, straight, 5-pin
Number of conductors	4
System	Molded/Molded

Electrical data

Cable rated voltage AC max.	300 V
Cable rated voltage DC max.	300 V
Conductor construction	2x2 twisted-pair
Operating voltage Ub	300 VDC / 300 VAC
Rated current (40 °C)	9.0 A
Surge impedance	120 Ohm ±12 Ohm

Remarks

DEVICENET MID SHIELDED - E101876 1PR20 & 1PR16 (UL) PLTC 75C or c(UL)us CM 75C or AWM 2464 80C 300V I/II A/B 80C 300V SUNLIGHT RESISTANT FT4 --- CE RoHS
 Enclosure rating per IEC 60529, only in screwed state with the associated mating piece.

Environmental conditions

Ambient temperature	-20...75 °C
IP rating	IP67, IP68/IP67, IP68

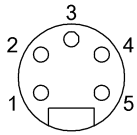
Material

Cable jacket material, note	Shielded
Cable jacket, material	PVC
Cable shield	Aluminum foil and copper braid
Material contact carrier	PUR/PUR
Material contacts	Brass/Brass
Material cover nut	Die-cast zinc/Die-cast zinc
Material grip	PUR/PUR

Mechanical data

Cable jacket, color	gray
Cable length L	3.00 m
Tightening torque pigtail	1.5 Nm/1.5 Nm

Connector Drawings



DeviceNet Output

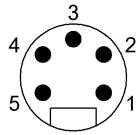
PIN 1: shield

PIN 2: +24V

PIN 3: 0V

PIN 4: CAN H

PIN 5: CAN L



DeviceNet Input

PIN 1: shield

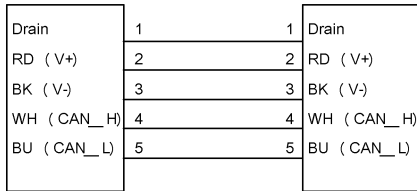
PIN 2: +24V

PIN 3: 0V

PIN 4: CAN H

PIN 5: CAN L

Wiring Diagrams



L